

IQI

PO BOX 39

WILMETTE, IL 60091

WEBSITES:

WWW.ILLINOISQUILTERS.ORG

WWW.ILLINOISQUILTERSINC.ORG

WWW.ILLINOISQUILTERS.COM

The Oak Leaf



VOLUME 32, ISSUE 5

FEBRUARY, 2013

COMING UP!

- February 7, 2013—**Meeting**—Mary Lou Weidman—Beth Hillel—Wilmette, IL
- February 8, 2013—**Workshop**, Mary Lou Weidman—Embellishment—Gloria Dei, Northbrook, IL
- February 9, 2013—**Workshop**, Mary Lou Weidman—Easy Funky Piecing, Gloria Dei, Northbrook, IL
- Feb 16, 2013—**Fellowship Gathering**—Gloria Dei
- March 7, 2013—**Meeting**—Our Own, Virginia Cruz Carlson—How I got Creativity and Didn't Know it—Beth Hillel—Wilmette, IL
- March 8-9, 2013—**Workshops**, Virginia Cruz Carlson Gloria Dei, Northbrook, IL
- March 16, 2013—**Fellowship Gathering**—Gloria Dei
- April 4, 2013—**Meeting**—Anne Pigneri—Beth Hillel—Wilmette, IL
- April 5-6, 2013—**Workshops**, Anne Pigneri—Gloria Dei, Northbrook, IL

Inside this issue:

Quilt In 2013	2-3
Raffle Quilt	4
Library	5
February Workshops	6
Program Calendar	7
Workshop Descriptions	8-9
Workshop Reg. Form	10
Location/Membership	11
Board/Committee Contacts	12

President's Message

Hi Quilters,

Well, the Quilt-in is a thing of the past, and what a glorious thing it was, too. As usual, about sixty of us attended, lugging sewing machines, fabrics, rulers, patterns, and snacks. The array of snacks, by the way, was truly wonderful to tempt some of us (no names, please) to sit there and nosh away.

The sewing machines hummed along from dawn to way late in the evening. Not by me as I'm an early to bed gal, but some of us are night owls and the sounds of their machines did not bother anyone as they sewed to their hearts' content.

I am always amazed at the designs and colors chosen for the quilts in the Show n' Tell. We have some very talented people in our group!

If you have never participated in one of our Quilt-Ins, I suggest that you give next year's a try. You will not be disappointed.

Keep on quilting,

Esther Behnke

I lent someone my extension table for my portable Elna during a freemotion quilting class maybe a year ago. Does someone still have it? And could I please get it back?
Thank you! Chris Deering 773-218-3768.

26th Quilt-In A Creative Success!



Sixty-three people enjoyed last weekend's retreat at Techny Towers in Northbrook, where a spirit of sharing and mutual appreciation permeated a relaxing and convivial time. Friday evening we admired finished items begun at prior Quilt-Ins. Classes taught by members or work on individual projects filled Saturday, and at the closing meeting after Sunday brunch, participants displayed the results of their efforts. As always, the variety of design, the range of color and combinations of fabrics were exciting and inspiring. Photos capturing some of these beauties will be on the IQI website soon. QUILT-IN PARTICIPANTS: remember to bring your projects for show & tell at February's meeting.

We extend gratitude to our instructors this year - Harriet Bertsche, Barbara Feinberg, Linda Feinberg, Laurie Gorton, Trisha Mack, and Kristin Woods – for sharing their experience and enthusiasm. Reports from all the classes described their skill in teaching and their encouragement of their students at every step.

Maureen O'Connor provided participants special offers at her quilt shop, Quilter's Heaven, at 1239 Shermer in Northbrook. We encourage our membership to stop in for the beautiful batiks, contemporary designs and blenders, as well as the many books, notions and Bernina machines and supplies at QH.

Thanks are also owed to Laurie Golden and Fay Stickler, who helped with set up and take down, and to Roberta Levin, who was part of the planning as well as designer and fabricator of the zipped project bags provided for all participants. We also thank all participants for your good humor and hospitality that sustained us between yummy meals. Well done, Everyone.

Before you know it, it will be time to consider next year's Quilt-In. Planning for that one is already underway!
Cynthia Churchwell & Chris Deering, Quilt-In Co-Chairs

Do you have pictures from the 2013 Quilt In that we can put on our website? I try hard as your web site manager—but I am the world's worst photographer—please, please, please send me pictures for our Quilt In page. Thanks so much!

Ellen Pomes epomes@hotmail.com

Quilt In -2013

Friday afternoon, Techny setup moves
Quickly after the previous group departs.

Members start to arrive, eager to begin.
We burst through the doors with our multitudes of
Bags, boxes, totes and machines.

People greet one another and
Catch up with well-loved old friends,
While experiencing the delight of meeting some new.

7:30 pm, the weekend is officially launched.
The mystery quilt begins to reveal its secrets
While others work on a myriad of projects.

Some of us have to work hard to shake off reality,
As we move into a place where we need not worry
About the minutiae of our daily lives.

There is a buzz in the room- people staying up later than
usual
By midnight, the workrooms and halls are nearly empty,
But the walls are showing some exciting works in progress.

Saturday morning after breakfast classes begin.
An excited buzz is in the air which increases throughout the
day.
Machines are humming, and quilt tops begin to appear,
Seemingly out of nowhere.

Something happens Saturday afternoon.
The worries of the week, the world,
have temporarily moved aside.
In place are color, pattern and the warmth of companionship.
You can feel the change- the rooms are alive.
Creativity abounds, and new works are created.

By Saturday night the walls are full of joyous color and
design.
We wish we did not require sleep.
We don't want the weekend to end.

Sunday morning after brunch we meet all together,
Sharing our work and our joy of creating.
As the afternoon progresses,
We say goodbye to those who are leaving while
Those who stay stretch every moment.

Unbidden, 4pm arrives.
The rooms look just like they did 48 hours before.
But they aren't really the same.
We are not the same either.

We take with us our joy of spending time with friends
old and new,
And creativity, learning, happiness and joy.

We begin countdown until Quilt-In 2014.
Just 525,949 minutes to go.

Roberta Levin, 1/28/13



Fellowship and Service



Last month there were 13 quilters at the fellowship day—a probable all time record! Next service day is February 16th. Fellowship and Service days are a great opportunity to get to know other guild members, practice or learn a new skill and just generally have a low-stress sewing day. The Service committee has MANY quilt tops in need of machine quilting this month. Just bring your machine. The service committee is at Gloria Dei from about 9—4. Come for the whole day or just a few hours—your choice. If you find the front door is locked—try the back door. Questions? Contact Lynn Bradburn or Diana Burrows

2013 Raffle Quilt News

We have lots of news to share about the Raffle Quilt. It was unveiled at the January meeting and received lots of "oohs & aahs". It has begun traveling around to area quilt shops and guilds. A new venue this year will be at Pieceful Hearts Quilt Shop in Lisle, on February 8th, from 10am to 5pm. This is during the Southwest Suburban Shop Hop, from February 7th to 10th. We could use 3 or 4 volunteers for a 2 1/2 hour shift, then, the rest of the day frees you to do some Shop Hoppping!

Once again, we will be exhibiting at the Sewing/Quilt Expo in Schaumburg. This year the show is April 4th, 5th & 6th. The expo has an Ambassador Program for groups and guilds. In exchange for a **FREE** booth, the Expo needs Ambassadors as Classroom Assistants, White Glove in the Gallery, Greeters, Vendor Aides and more.

So, if you'll be attending the show anyway, please consider signing up as either an Ambassador or to volunteer in our booth. The booth is also an amazing opportunity to showcase **IQI**, not only with our Raffle Quilt, but to advertise our Programs, Workshops, Service, Quilt-In and our many talented members. We are looking to borrow photos to display of any of these activities or small samples of workshop projects. Let us know what you have.

Once again, we wish to thank everyone for all their help, we couldn't do it without you.

Donna Derstadt, Sue DiVarco and Linda Yatzor

Enter a Chance to Win.....

Member participation in raffle ticket sales are a critical part of reaching our fundraising goal. So, the quilt committee is sponsoring a special raffle for guild members only. Earn a chance to win a fabulous bundle of fabric from the Delectable Mountain Garden quilt. When you buy or sell your initial \$25 in raffle tickets, you will receive 1 entry ticket for our drawing. For each additional \$20 in tickets sold, receive another entry ticket. No limit on entries. The drawing will be held at the December meeting after the Fine Art of Fiber.

Tip: Suggested by a member, "Carry the tickets and the photo in your purse, you never know when or where an opportunity will be". Good Luck!

Don't forget to return your IQI Library books
checked out in January!!!

IQI Library News

The **Techniques** section is color-coded **Purple**. Here are a few selections from one of our larger subject areas including one of our 2 books by Mary Lou Weidman, our February guest speaker / instructor. Because the books are so diverse and wide-ranging in techniques we've separated out the appliqué books to be their own color (green).

Your Librarians:

Linda Feinberg
Barbara Feinberg
Judy Maffris



February 2013

Mary Lou Weidman Mary Lou Quilts



Mary Lou Weidman has traveled the world teaching workshops that share her happy, whimsical quilting style. She has written four large books: *Whimsies and Whynots*, *Everyday Angels*, *Quilted Memories* and *Out of the Box*, and she also owns a pattern company. Her technique books *Hoochy Mama Quilts* and *Flower Power* are popular with her students when she travels and teaches workshops on her style.

Mary Lou will present her lecture and trunk show "Out of the Box". This lecture discusses how to get out, stretch, and stay out of the box. How to learn new things, go new directions and take the road less traveled.

FRIDAY WORKSHOP:



EMBELLISHING QUILTS

Bring a favorite quilt that has been quilted, your favorite buttons, beads, rickrack, trim, flosses, and see what wonderful glorious things we can do to make a simple quilt a piece of art and excitement. Mary Lou's embellished quilts have won many awards. Once you start embellishing quilts, you won't be happy with keeping them plain. Come and learn the basics and some exciting new ideas that can make something that's ho hum into TERRIFIC art!



SATURDAY WORKSHOP EASY FUNKY PIECING (EASY PIECING THE FUN WAY)



Mary Lou has designed many "things" that are all pieced the "hoochy way" and they are fabulous and make terrific quilts with bright fabrics and a will to be creative and "out of the box." Let her teach you how while you make fish, flowers, faces, houses, toys, cats and loads of other fun things.

Website: www.marylouquilt designs.com/

Blog: marylouweidman.blogspot.com/



IQI 2012-2013 Program year



February	
Meeting: Mary Lou Weidman - Out of the Box	Feb 7, 2013
Workshop: Mary Lou Weidman - Embellishing Quilts	Feb 8, 2013
Workshop: Mary Lou Weidman - Easy Funky Piecing	Feb 9, 2013
Fellowship and Service Gathering—Gloria Dei, Northbrook	Feb 16, 2013
March	
Meeting: Virginia Carlson - How I Got Creativity and Didn't Know it!	March 7, 2013
Workshop: Virginia Carlson - How to Start with an Art Quilt	March 8, 2013
Workshop: Virginia Carlson - Surface Design for Art Quilts	March 9, 2013
Fellowship and Service Gathering—Gloria Dei, Northbrook	March 16, 2013
April	
Meeting: Ann Pigneri - How to Create Stunning Quilts	Apr 4, 2013
Workshop: Ann Pigneri - McTavishing	Apr 5, 2013
Workshop: Ann Pigneri - Quilt as Desired	Apr 6, 2013
Fellowship and Service Gathering—Gloria Dei, Northbrook	April 20, 2013
May	
Meeting: Jan Krueger and Linda Marcou Trunk Show: Scrapbusters	May 2, 2013
Retreat: Bust that Stash Quilt Event	May 3-4, 2013
Fellowship and Service Gathering—Gloria Dei, Northbrook	May 18, 2013
June	
Annual Meeting and Potluck At Gloria Dei	June 6, 2013
Summer	
Fellowship and Service Gathering—Gloria Dei, Northbrook	June 15, 2013
Fellowship and Service Gathering—Gloria Dei, Northbrook	July 20, 2013
Fellowship and Service Gathering—Gloria Dei, Northbrook	August 17, 2013



Of interest on the web: www.24blocks.com

—a new quilting magazine on-line. It's free!

Quilting in the Country Quilt Show

Pieces from the Heart Quilt Guild of Morris, IL
Fri Mar 22, 9-5— Sat Mar 23 10-4
Chapin's East
502 Twin Rail Drive
Minooka, IL easy access from I-80

Beautiful Quilts, Quilters' Boutique, Vendors

Breakfast and lunch available.

www.piecesfromtheheartquiltguild.net



March 2013

Virginia Cruz Carlson



We are so fortunate to host IQJ's own Virginia Carlson. An award-winning art quilter, Virginia will provide us with a lecture and slide show entitled "How I Got to Creativity and Didn't Know It". She will show the progression of her work and will share the comments that she received during this process. Also to be discussed is how joining an art gallery sped up that progression.



FRIDAY WORKSHOP:


HOW TO START WITH AN ART QUILT

This class will take the fear out of starting an art quilt. Using your favorite fabrics, thread, beads, buttons and embellishments, (paintsticks and fabric markers are welcome too), you will go through some exercises that will develop confidence in your creativity. Some will be unusual, just to show you that creativity is truly a muscle that needs exercising.




SATURDAY WORKSHOP

SURFACE DESIGN FOR ART QUILTS



This class will explore the various types of surface design. In this workshop, we'll be bringing fabrics we love AND fabrics we're not so in love with. Traditional and nontraditional fabrics and photos on fabrics will be used to show how surface design can change the entire look of the fabric and create a unique look for your art quilt. We'll be working with decorative and metallic threads and layering sheer fabrics to change the look of the fabric and create shadow illusions.



April 2013

Ann Pigneri



Ann Pigneri is a quilt creator, designer and teacher living in Louisville, KY. She loves to design and create her own quilts and really enjoys color. She loves the interaction of color and design to create a visually stimulating and pleasing quilt. In April, she will present her lecture and trunk show, "How to Create Stunning Quilts", which is a fun and exciting lecture to aid you in creating stunning quilts! Why make a ho hum quilt when it takes just as much time to make an awww...how did you do that quilt? Learn some easy to understand and simple principals to aid you in future color selection to make your quilts have pizzazz. Even traditional quilts can be enhanced with fantastic color selection!

FRIDAY WORKSHOP:

McTAVISHING & BEYOND

Ann is certified to teach the McTavishing method of quilt fill created by long arm quilter Karen McTavish. You will learn the basic McTavishing method, mini-McTavishing and Cyclone McTavishing on a home sewing machine, plus flames, paisleys and curls and swirls with a McTavishing twist. Enhance your quilts with these wonderful machine quilting techniques! If you stitch on a midarm or long arm machine the techniques are the same, and your class knowledge will easily transfer to your machine. You will make the circle and a sampler in the class!



SATURDAY WORKSHOP

QUILT AS DESIRED???

WHAT ON EARTH DOES THAT MEAN???



Curves, straight lines, feather designs, cables, stencils, mark or no mark??? We will discuss in depth several drawing methods and thought processes to determine what would best enhance rather than hinder your beautiful quilt tops. This class will include an extensive trunk show, highlighting what to quilt in different situations. This class will apply any type of machine- home sewing or long arm. We will also have a demo and cover how to machine quilt a perfectly straight line with a home sewing machine without marking on your gorgeous quilt top. Please bring quilt tops if you are unsure what on earth to quilt on these. We will also discuss marking and the use of registration lines rather than marking the entire top, an in depth discussion of threads, and thread weights and how this affects the quilt appearance as well as thread tension as it relates to different thread weights.

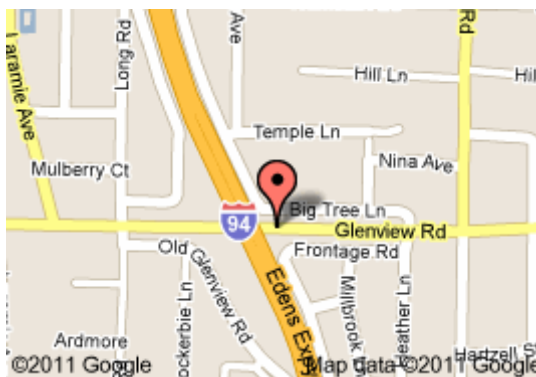
Website: <http://www.annpigneri.com/>

Meeting and Workshop Location Information

All general Thursday night meetings (with the exception of December & June Potlucks) will be held at our Beth Hillel in Wilmette - doors open at 6:45. Meetings start at 7:30.

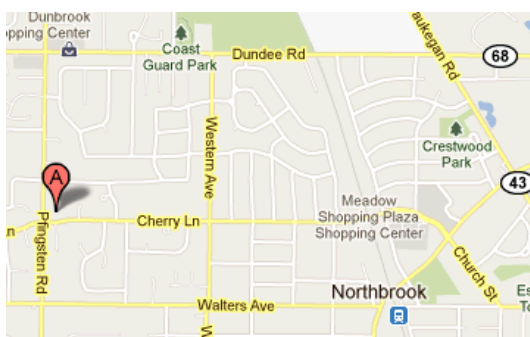
Please do **not** arrive before 6:30PM.

Beth Hillel Congregation Bnai Emunah
3220 Big Tree Lane
Wilmette, Illinois 60091




All regularly scheduled workshops, service days, and December & June Potlucks will be held at:

Gloria Dei Lutheran Church
1133 Pfingsten Road
Northbrook, IL 60062



Membership in IQI




What are the benefits of membership?

- admittance to guild meetings (back at Beth Hillel!) to hear professional fiber artists
- reduced fees and first access to workshops
- use of the guild library
- fellowship and opportunities to share your skills and accomplishments with other quilters (bring & brag) - also with the greater community - Fine Art of Fiber
- charitable service projects sewn on your own or with others
- a reduced fee and first chance to reserve for the annual Quilt-In weekend retreat in January and, last but not least
- a vote in matters set before the guild

Membership dues are \$50/year

Membership Application can be found at: www.illinoisquilters.com



2012-2013



Board and Committee Contacts

You can **send mail** to our post office box at:

Illinois Quilters Inc. , PO Box 39, Wilmette, IL 60091

President	Esther Behnke	president@illinoisquilters.com
VP Programs	Roberta Levin	
VP Contracts	Angel Sidor	
Treasurer	Randy Menakes	
Secretary	Donna Derstadt	
Membership	Katie Ordover Patti Carrington	membership@illinoisquilters.com
Oak Leaf Editor	Ellen Pomes	info@illinoisquilters.com
Fine Art of Fiber	Tina Smith Judy Curtis Ardis Mistak	
Workshop hosts	Diana Burrows	
Workshop registration	Georgia Cibul	workshops@illinoisquilters.com
Member at Large	Jennie Gordon	
Committee Chairs		
Library	Barbara Feinberg, Linda Feinberg Judith Maffris	library@illinoisquilters.com
Service/ Friendship	Lynn Bradburn Diana Burrows	
Quilt-In	Chris Deering Cynthia Churchwell	
2013 Raffle Quilt	Donna Derstadt Sue DeVarco Linda Yatzor	
2014 Raffle Quilt	Position Open	
Publicity	Mary Meyers	
Website	Ellen Pomes	info@illinoisquilters.com
Challenge Quilt	Linda Howard Anne Hart Diane Capitani (assistant)	