

IQI

PO BOX 39

WILMETTE, IL 60091

WEBSITES:

[WWW.ILLINOISQUILTERS.ORG](http://WWW.ILLINOISQUILTERS.ORG)

[WWW.ILLINOISQUILTERSINC.ORG](http://WWW.ILLINOISQUILTERSINC.ORG)

[WWW.ILLINOISQUILTERS.COM](http://WWW.ILLINOISQUILTERS.COM)

# The Oak Leaf



VOLUME 32, ISSUE 3

NOVEMBER, 2012

## COMING UP!

- **Nov. 1-4 Fine Art of Fiber** - Chicago Botanic Garden
- **Nov 17—Service-** Gloria Dei, Northbrook, IL
- **Dec 6, 2012—Meeting—** Holiday Potluck—Gloria Dei
- **January 3, 2013—Meeting:** Kathy Kansier—Tell me about my Grandma's Quilt
- **Jan 4, 2013—Workshop—** Kathy Kansier—Wool Applique Frutopia
- **Jan 5, 2013—Workshop—** Kathy Kansier—Quilts with Great Edges
- **Jan 25-27, 2013—QUILT IN!** - Northbrook, IL
- **February 7, 2013—Meeting—** Mary Lou Weidman—Beth Hillel—Wilmette, IL
- **February 8 2013—Workshop,** Mary Lou Weidman, Gloria Dei, Northbrook, IL
- **February 9, 2013, Workshop-** Mary Lou Weidman—Gloria Dei, Northbrook, IL

## Inside this issue:

<a href="#">January Workshops</a>	2
<a href="#">Service News</a>	3
<a href="#">Library</a>	4
<a href="#">Program Calendar</a>	5
<a href="#">Workshop Descriptions</a>	6-8
<a href="#">Workshop Reg. Form</a>	10
<a href="#">Board/Committee Contacts</a>	11



**Fine Art of Fiber, November 1—4**  
**Chicago Botanic Garden**

## President's Message

Hi Everyone,

Our big show, Fine Art of Fiber, is in a few days and I hope everyone has been diligent about supplying items for the Silent Auction and also for the Boutique. This is your chance to earn some 'butter-and-egg' money. Selling bed quilts, baby quilts, quilted jackets and other

items of clothing, and items for the kitchen, etc. can help you lower your stash (and, thus, you'll need to go shopping for more fabric!)

Don't forget, everyone in the guild, whether exhibiting or not, must volunteer to work at some project, so why not at FAOF?

There will be so many beautiful quilts on exhibit

that I'll want to see them over and over to study the quilter's technique of piecing, pattern choice or color design. I always learn a lot about this craft by just quietly observing how others do it.

See you there,  
Esther Behnke,  
president

## January Meeting



### Kathy Kansier Tell Me about my Grandma's Quilt

Kathy Kansier is a quilt teacher, quilt show judge and an AQS certified quilt appraiser. In 2008, she received the prestigious Jewel Pearce Patterson Award for Quilt Teachers. Her quilts have been exhibited internationally and she has won both regional and national awards. She has appraised nearly 2,000 quilts and has judged over 8,000 quilts. Multi-talented Kathy will present her lecture "Tell Me About my Grandma's Quilt" on Thursday, January 3<sup>rd</sup>, 2013. She will discuss a selection of 20 quilts.

## January Workshops—Kathy Kansier

### January 4th—AM Wool Applique Futopia


Students will learn to work with wool for applique. A variety of hand stitches will be taught for finishing the edges of the wool motifs.

**Jan 4th PM—Quilt Appraisals! Sign up now!**



### January 5th QUILTS WITH GREAT EDGES

You will learn a variety of impressive techniques to complete the edges of your quilts. You will make and go home with samples including a double fold binding with mitered corners and connected tails, rickrack binding, reversible binding, fused binding, prairie points, scallops and two techniques for making piping.



## Next Service—November 17, 2012

Gloria Dei, Northbrook, IL

9:30 AM—4 PM

We had a good day at service, October, 20. With 8 people there, lots of piecing, quilting and binding was done. This month, there will be more projects to work on, (pre cut patterns) as well as premie (and other) quilts to quilt and bind, so bring your walking foots!



## December Potluck—Thursday, December 6

Gloria Dei; Northbrook, IL

Join us for our annual holiday potluck dinner!

The doors open at 6:00 and the buffet at 6:30.

Please bring a dish to share.

The recommended break down is:

**A-G:** Dessert **H-P:** Appetizer **R-Z:** Main dish or hearty salad

I'm looking forward to seeing everyone there!

Jennie Gordon



## IQI Library News

In case you don't get enough quilt viewing at the Fine Art of Fiber here is the next installment of samples from our library for your inspiration. "Gallery" books are color coded TAN. Here are a few of the many books available for checkout next year.

**Books checked out at the September meeting are due at the January 2013 meeting.**





## IQI 2012-2013 Program year



<b>November</b>	
<b>Fine Art Of Fiber</b>	Nov. 1-4, 2013
<b>December</b>	
<b>Meeting:</b> December Potluck	Dec. 6, 2012
<b>January</b>	
<b>Meeting:</b> <a href="#">Kathy Kansier - Tell me about my Grandma's Quilt</a>	Jan. 3, 2013
<b>Workshop:</b> <a href="#">Kathy Kansier - Wool Appliqué Frutopia</a>	Jan. 4, 2013 - AM
<b>Workshop:</b> <a href="#">Kathy Kansier - Appraisal Fair</a>	Jan. 4, 2013
<b>Workshop:</b> <a href="#">Kathy Kansier - Quilts with Great Edges</a>	Jan. 5, 2013
<b>IQI Annual QUILT-IN</b>	Jan 27-29, 2013
<b>February</b>	
<b>Meeting:</b> Mary Lou Weidman - Out of the Box	Feb 7, 2013
<b>Workshop:</b> Mary Lou Weidman - Embellishing Quilts	Feb 8, 2013
<b>Workshop:</b> Mary Lou Weidman - Easy Funky Piecing	Feb 9, 2013
<b>March</b>	
<b>Meeting:</b> Virginia Carlson - How I Got Creativity and Didn't Know it!	March 7, 2013
<b>Workshop:</b> Virginia Carlson - How to Start with an Art Quilt	March 8, 2013
<b>Workshop:</b> Virginia Carlson - Surface Design for Art Quilts	March 9, 2013
<b>April</b>	
<b>Meeting:</b> Ann Pigneri - How to Create Stunning Quilts	Apr 4, 2013
<b>Workshop:</b> Ann Pigneri - McTavishing	Apr 5, 2013
<b>Workshop:</b> Ann Pigneri - Quilt as Desired	Apr 6, 2013
<b>May</b>	
<b>Meeting:</b> Jan Krueger and Linda Marcou Trunk Show: Scrapbusters	May 2, 2013
<b>Retreat:</b> Bust that Stash Quilt Event	May 3-4, 2013
<b>June</b>	
<b>Annual Meeting and Potluck</b> At Gloria Dei	June 6, 2013

# February 2013

## Mary Lou Weidman Mary Lou Quilts



**Mary Lou Weidman** has traveled the world teaching workshops that share her happy, whimsical quilting style. She has written four large books: *Whimsies and Whynots*, *Everyday Angels*, *Quilted Memories* and *Out of the Box*, and she also owns a pattern company. Her technique books *Hoochy Mama Quilts* and *Flower Power* are popular with her students when she travels and teaches workshops on her style.

Mary Lou will present her lecture and trunk show "Out of the Box". This lecture discusses how to get out, stretch, and stay out of the box. How to learn new things, go new directions and take the road less traveled.

### FRIDAY WORKSHOP:



#### EMBELLISHING QUILTS

Bring a favorite quilt that has been quilted, your favorite buttons, beads, rickrack, trim, flosses, and see what wonderful glorious things we can do to make a simple quilt a piece of art and excitement. Mary Lou's embellished quilts have won many awards. Once you start embellishing quilts, you won't be happy with keeping them plain. Come and learn the basics and some exciting new ideas that can make something that's ho hum into TERRIFIC art!



### SATURDAY WORKSHOP EASY FUNKY PIECING (EASY PIECING THE FUN WAY)



Mary Lou has designed many "things" that are all pieced the "hoochy way" and they are fabulous and make terrific quilts with bright fabrics and a will to be creative and "out of the box." Let her teach you how while you make fish, flowers, faces, houses, toys, cats and loads of other fun things.

Website: [www.marylouquilt designs.com/](http://www.marylouquilt designs.com/)

Blog: [marylouweidman.blogspot.com/](http://marylouweidman.blogspot.com/)





**March 2013**

**Virginia Cruz Carlson**



We are so fortunate to host IQJ's own Virginia Carlson. An award-winning art quilter, Virginia will provide us with a lecture and slide show entitled "How I Got to Creativity and Didn't Know It". She will show the progression of her work and will share the comments that she received during this process. Also to be discussed is how joining an art gallery sped up that progression.



**FRIDAY WORKSHOP:**


**HOW TO START WITH AN ART QUILT**

This class will take the fear out of starting an art quilt. Using your favorite fabrics, thread, beads, buttons and embellishments, (paintsticks and fabric markers are welcome too), you will go through some exercises that will develop confidence in your creativity. Some will be unusual, just to show you that creativity is truly a muscle that needs exercising.




**SATURDAY WORKSHOP**

**SURFACE DESIGN FOR ART QUILTS**



This class will explore the various types of surface design. In this workshop, we'll be bringing fabrics we love AND fabrics we're not so in love with. Traditional and nontraditional fabrics and photos on fabrics will be used to show how surface design can change the entire look of the fabric and create a unique look for your art quilt. We'll be working with decorative and metallic threads and layering sheer fabrics to change the look of the fabric and create shadow illusions.



**April 2013**

**Ann Pigneri**



Ann Pigneri is a quilt creator, designer and teacher living in Louisville, KY. She loves to design and create her own quilts and really enjoys color. She loves the interaction of color and design to create a visually stimulating and pleasing quilt. In April, she will present her lecture and trunk show, "How to Create Stunning Quilts", which is a fun and exciting lecture to aid you in creating stunning quilts! Why make a ho hum quilt when it takes just as much time to make an awww...how did you do that quilt? Learn some easy to understand and simple principals to aid you in future color selection to make your quilts have pizzazz. Even traditional quilts can be enhanced with fantastic color selection!

#### **FRIDAY WORKSHOP:**

#### **McTAVISHING & BEYOND**

Ann is certified to teach the McTavishing method of quilt fill created by long arm quilter Karen McTavish. You will learn the basic McTavishing method, mini-McTavishing and Cyclone McTavishing on a home sewing machine, plus flames, paisleys and curls and swirls with a McTavishing twist. Enhance your quilts with these wonderful machine quilting techniques! If you stitch on a midarm or long arm machine the techniques are the same, and your class knowledge will easily transfer to your machine. You will make the circle and a sampler in the class!



#### **SATURDAY WORKSHOP**

#### **QUILT AS DESIRED???**

#### **WHAT ON EARTH DOES THAT MEAN???**



Curves, straight lines, feather designs, cables, stencils, mark or no mark??? We will discuss in depth several drawing methods and thought processes to determine what would best enhance rather than hinder your beautiful quilt tops. This class will include an extensive trunk show, highlighting what to quilt in different situations. This class will apply any type of machine- home sewing or long arm. We will also have a demo and cover how to machine quilt a perfectly straight line with a home sewing machine without marking on your gorgeous quilt top. Please bring quilt tops if you are unsure what on earth to quilt on these. We will also discuss marking and the use of registration lines rather than marking the entire top, an in depth discussion of threads, and thread weights and how this affects the quilt appearance as well as thread tension as it relates to different thread weights.

Website: <http://www.annpigneri.com/>

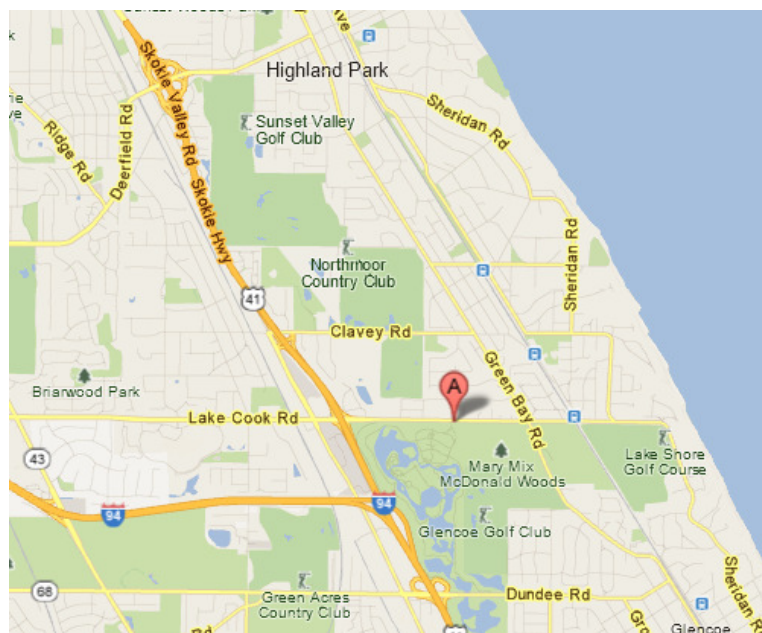


# Meeting & Workshop Locations


This month our in place of our regular monthly meeting—our annual Quilt Show, The Fine Art of Fiber will be held at November 1 - 4, 2012

Chicago Botanic Garden  
1000 Lake Cook Road  
Glencoe, IL 60035

Board meetings are held on the  
3rd Monday at 7:15 pm at the  
Wilmette Public Library, 1242  
Wilmette Ave, Wilmette



## Membership in IQI




What are the benefits of membership?

- admittance to guild meetings (back at Beth Hille!) to hear professional fiber artists
- reduced fees and first access to workshops
- use of the guild library
- fellowship and opportunities to share your skills and accomplishments with other quilters (bring & brag) - also with the greater community - Fine Art of Fiber
- charitable service projects sewn on your own or with others
- a reduced fee and first chance to reserve for the annual Quilt-In weekend retreat in January and, last but not least
- a vote in matters set before the guild

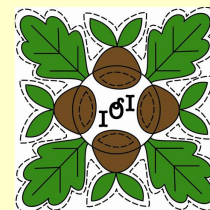
Membership dues are \$50/year

Membership Application can be found at: [www.illinoisquilters.com](http://www.illinoisquilters.com)





2012-2013



## Board and Committee Contacts

You can **send mail** to our post office box at:

Illinois Quilters Inc. , PO Box 39, Wilmette, IL 60091

President	Esther Behnke	<a href="mailto:president@illinoisquilters.com">president@illinoisquilters.com</a>
VP Programs	Roberta Levin	
VP Contracts	Angel Sidor	
Treasurer	Randy Menakes	
Secretary	Donna Derstadt	
Membership	Katie Ordoover Patti Carrington	<a href="mailto:membership@illinoisquilters.com">membership@illinoisquilters.com</a>
Oak Leaf Editor	Ellen Pomes	<a href="mailto:info@illinoisquilters.com">info@illinoisquilters.com</a>
Fine Art of Fiber	Tina Smith Judy Curtis Ardis Mistak	
Workshop hosts	Diana Burrows	
Workshop registration	Georgia Cibul	<a href="mailto:workshops@illinoisquilters.com">workshops@illinoisquilters.com</a>
Member at Large	Jennie Gordon	
Committee Chairs		
Library	Barbara Feinberg, Linda Feinberg Judith Maffris	<a href="mailto:library@illinoisquilters.com">library@illinoisquilters.com</a>
Service/ Friendship	Lynn Bradburn Diana Burrows	
Quilt-In	Chris Deering Cynthia Churchwell	
2013 Raffle Quilt	Donna Derstadt Sue DeVarco Linda Yatzor	
2014 Raffle Quilt	Position Open	
Publicity	Mary Meyers	
Website	Ellen Pomes	<a href="mailto:info@illinoisquilters.com">info@illinoisquilters.com</a>
Challenge	Quilt Linda Howard Anne Hart Diane Capitani (assistant)	