

IQI

PO BOX 39

WILMETTE, IL 60091

WEBSITES:

WWW.ILLINOISQUILTERS.ORG

WWW.ILLINOISQUILTERSINC.ORG

WWW.ILLINOISQUILTERS.COM

The Oak Leaf



VOLUME 32, ISSUE 4

DECEMBER, 2012

COMING UP!

- Dec 6, 2012—**Meeting**—Holiday Potluck—Gloria Dei
- Dec 15, 2012—**NO SERVICE**
- January 3, 2013—**Meeting:** Kathy Kansier—Tell me about my Grandma's Quilt
- Jan 4, 2013—**Workshop**—Kathy Kansier—Wool Applique Frutopia
- Jan 5, 2013—**Workshop**—Kathy Kansier—Quilts with Great Edges
- Jan 19, 2013—**Fellowship Gathering**—Gloria Dei
- Jan 25-27, 2013—**QUILT IN!** - Northbrook, IL
- February 7, 2013—**Meeting**—Mary Lou Weidman—Beth Hillel—Wilmette, IL
- February 8-9, 2013—**Workshops**, Mary Lou Weidman, Gloria Dei, Northbrook, IL

Inside this issue:

Fine Art of Fiber Recap	2
Potluck Info, Fellowship and Financials	3
Raffle Quilt	4
Library	5
January Workshops	6
Program Calendar	7
Workshop Descriptions	8-10
Workshop Reg. Form	11
Location/Membership	12
Board/Committee Contacts	13

Happy Holidays

HOLIDAY POTLUCK

DECEMBER 6

GLORIA DEI, NORTHBROOK

Can you donate to the Gloria Dei Food Pantry?

President's Message

Hi Everyone,

The Fine Art of Fiber show is past, and a very good show it was, too. So many people came to see our fabulous quilts, to take chances on our stunning raffle quilt (which was won by a woman from Lockport), and to pick up some Christmas gifts from our Silent Auction tables. We heard from so many people about how beautiful the quilts were and some wanted to purchase them. The boutique was always crowded with shoppers (we'll get our statistics on that later).

A big THANK YOU to all our members who volunteered to work at some part of the show. Plus, another big THANK YOU to all our members who sold all those raffle tickets. I am happy to report that we ran out of tickets and had to hurriedly print up some more.

The board will be discussing all aspects of the show to see where we can make improvements for the next one. If you have any comments you'd like to share, please email me (eeabehnke@gmail.com) or talk to me at the next meeting. I'd love to hear from you.

Happy Chanukah and Merry Christmas to you,

Esther Behnke, president


Fine Art of Fiber Recap



Jan Aaron



Jim Pilarski



Roberta Levin

Thank you to all who volunteered at the FAOF. The show was a success because of all of you and your support.

Attendance was good. I think we can all agree, the show looked beautiful. What a creative and talented group we are. Our raffle quilt was gorgeous and I can't wait to hear how much money it earned. The person who held the winning ticket was thrilled. She had purchased her raffle tickets at her guild meeting about 6 months ago. The team who set up and worked the Silent Auction did an awesome job it looked great and seemed to be very successful as well. An extra thank you to everyone who donated times to auction. As usual, the Education table was a great place to learn a new skill, Thanks to Jim, Georga, Diane, Angel and others who did their best to entertain the visitors. An enormous thank you goes out to Jan Aaron for all of her hard work and dedication over the last several years in making the FAOF the great success it has been and continues to be. She plans to rest next year and "merely" take charge of the volunteers. Judy, Tina and I with the help of rest of the membership, will try to live up to her dedication and keep the show running well in the future.

Ardis Mistak, Judy Curtis, Tina Smith

For other pictures quilts at FAOF: <http://www.fineartoffiber.org/Photos.htm>

I would like to thank all the people who sat with me at the Educational table at FAOF. We had a lot of fun talking to many people at the show and explaining our work, as well as having a very good time being together. A very big thank you to Jim Pilarski, Diana Burrows, Mary Meyers, Jill Deheeger, Isabel Smith, Angel Sidor, Diane Capitani, Kristen Woods and Marilyn Pospishil. I hope to enjoy your company next year and all who join us. Thanks again. Georgia Cibul



Ruth Stegmeyer

Holiday Potluck—Thursday, December 6

Gloria Dei, Northbrook, IL



Join us for our annual holiday potluck dinner!
The doors open at 6:00 and the buffet at 6:30.

A donation to the Gloria Dei Food Drive is appreciated

Please bring a dish to share:

A-G: Dessert **H-P:** Appetizer **R-Z:** Main dish or hearty salad

I'm looking forward to seeing everyone there!

Jennie Gordon



Fellowship and Service



Want to get to know fellow guild members? Learn new skills? Help others? Do all three at the same time at our IQI monthly gathering to make service quilts. Our members are happy to show less experienced quilters quilt bindings or new blocks. Maybe you would like to practice machine quilting on something small. While you're acquiring or polishing your skills, you'll have time to talk, laugh and make new quilting friends. At the same time, you'll be creating much-needed service quilts. Join us at our next Service gathering [Gloria Dei, Northbrook]—January 19th—from 9:30 until about 4. Bring a sewing machine and basic supplies and we'll help you get set up for a great day of multi-tasking!

Financial Report -October 31, 2012

Checking Account:

Opening Balance	, 10/01/12	\$ 16,143.52
Income		1,265.00
Cleared Expenses		<u>2,216.36</u>
Closing Balance, 10/31/12		\$ 15,192.16

Uncleared checks	\$	15.00
Less Anticipated Expenses		<u>.00</u>
Available Cash	\$	15.00

Savings Account:

	\$ <u>9,914.52</u>
Cash on Hand, 10/31/12	\$ 25,106.68

Submitted Randy Menakes, Treasurer

2013 Raffle Quilt News

We are very excited to share some amazing news about our Raffle Quilt.

First, it now has a name, "Delectable Mountain Garden" and will be unveiled at the January 3rd, 2013 meeting. We can't wait for you to see it!

Secondly, it will be entered in the AQS Paducah Quilt Show in April. The entry deadline is January 2nd, 2013 and must include digital photos of the quilt and the entrants. So, at the December pot luck, we will be doing a group photo with our pattern testers who participated in piecing the quilt.

Starting in January, the next phase of this journey will begin with our fund raising. Our guild raises more funding for it's programs from the raffle quilt than from Fine Art of Fiber. To continue providing our members with professional quilt artists to lecture and teach workshops, we are hoping to raise \$5000.00. Our goal can be reached in a number of ways.

One way is to pick up your packet of raffle tickets in January. If each member sells and/or purchases at least \$25.00 in tickets, we will meet about half of our goal. We also need your help to volunteer to travel to other guilds, quilt shops during shop hops and to major quilt show events with a partner. We will have a sign up sheet at each meeting with sites to visit. Think of all the perks of visiting another guild for a free lecture or an excuse to visit a quilt shop! If you are already a member of another guild or sewing group, please consider taking it with you to a meeting. We would love to hear suggestions of locations or answer questions.

We have enjoyed working together on this project the past year, choosing the pattern, shopping for fabric, making kits, stitching blocks and getting it finished. We also had a wonderful opportunity to meet the designer, Barbara Lies in September for dinner and see the original quilt. Stay tuned for more information about that in a future Oakleaf.

Our Guild needs a 2014 Raffle Quilt Committee. It is a great job with a friend or two and you can chose our next raffle quilt design and the path it will travel!

Thank you for all your continued support to showcase our guild's raffle quilt.

The 2013 Raffle Quilt Committee,
Donna Derstadt, Sue DiVarco & Linda Yatzor

IQI Library News

"Seasonal" books are in the brown section. These are just a few for the current holidays – make sure to check for upcoming holiday (Easter, 4th of July, etc.) titles as well. The brown section also includes books on events and children.

Now is the time to start thinking about books you'd like to use as inspiration at Quilt-In.

Books checked out at the September meeting are due at the January 2013 meeting.

Happy Holidays from your Librarians

Linda Feinberg
Barbara Feinberg
Judy Maffris



January Meeting



Kathy Kansier Tell Me about my Grandma's Quilt

Kathy Kansier is a quilt teacher, quilt show judge and an AQS certified quilt appraiser. In 2008, she received the prestigious Jewel Pearce Patterson Award for Quilt Teachers. Her quilts have been exhibited internationally and she has won both regional and national awards. She has appraised nearly 2,000 quilts and has judged over 8,000 quilts. Multi-talented Kathy will present her lecture "Tell Me About my Grandma's Quilt" on Thursday, January 3rd, 2013. She will discuss a selection of 20 quilts.

January Workshops—Kathy Kansier

January 4th—AM Wool Applique Futopia


Students will learn to work with wool for applique. A variety of hand stitches will be taught for finishing the edges of the wool motifs.

Jan 4th PM—Quilt Appraisals! Sign up now!



January 5th QUILTS WITH GREAT EDGES

You will learn a variety of impressive techniques to complete the edges of your quilts. You will make and go home with samples including a double fold binding with mitered corners and connected tails, rickrack binding, reversible binding, fused binding, prairie points, scallops and two techniques for making piping.





IQI 2012-2013 Program year



December	
Meeting: December Potluck	Dec. 6, 2012
January	
Meeting: Kathy Kansier - Tell me about my Grandma's Quilt	Jan. 3, 2013
Workshop: Kathy Kansier - Wool Appliqué Frutopia	Jan. 4, 2013 - AM
Workshop: Kathy Kansier - Appraisal Fair	Jan. 4, 2013
Workshop: Kathy Kansier - Quilts with Great Edges	Jan. 5, 2013
Fellowship and Service Gathering—Gloria Dei, Northbrook	Jan 19, 2013
IQI Annual QUILT-IN	Jan 27-29, 2013
February	
Meeting: Mary Lou Weidman - Out of the Box	Feb 7, 2013
Workshop: Mary Lou Weidman - Embellishing Quilts	Feb 8, 2013
Workshop: Mary Lou Weidman - Easy Funky Piecing	Feb 9, 2013
Fellowship and Service Gathering—Gloria Dei, Northbrook	Feb 16, 2013
March	
Meeting: Virginia Carlson - How I Got Creativity and Didn't Know it!	March 7, 2013
Workshop: Virginia Carlson - How to Start with an Art Quilt	March 8, 2013
Workshop: Virginia Carlson - Surface Design for Art Quilts	March 9, 2013
Fellowship and Service Gathering—Gloria Dei, Northbrook	March 16, 2013
April	
Meeting: Ann Pigneri - How to Create Stunning Quilts	Apr 4, 2013
Workshop: Ann Pigneri - McTavishing	Apr 5, 2013
Workshop: Ann Pigneri - Quilt as Desired	Apr 6, 2013
Fellowship and Service Gathering—Gloria Dei, Northbrook	April 20, 2013
May	
Meeting: Jan Krueger and Linda Marcou Trunk Show: Scrapbusters	May 2, 2013
Retreat: Bust that Stash Quilt Event	May 3-4, 2013
Fellowship and Service Gathering—Gloria Dei, Northbrook	May 18, 2013
June	
Annual Meeting and Potluck At Gloria Dei	June 6, 2013
Summer	
Fellowship and Service Gathering—Gloria Dei, Northbrook	June 15, 2013
Fellowship and Service Gathering—Gloria Dei, Northbrook	July 20, 2013
Fellowship and Service Gathering—Gloria Dei, Northbrook	August 17, 2013

February 2013

Mary Lou Weidman Mary Lou Quilts



Mary Lou Weidman has traveled the world teaching workshops that share her happy, whimsical quilting style. She has written four large books: *Whimsies and Whynots*, *Everyday Angels*, *Quilted Memories* and *Out of the Box*, and she also owns a pattern company. Her technique books *Hoochy Mama Quilts* and *Flower Power* are popular with her students when she travels and teaches workshops on her style.

Mary Lou will present her lecture and trunk show "Out of the Box". This lecture discusses how to get out, stretch, and stay out of the box. How to learn new things, go new directions and take the road less traveled.

FRIDAY WORKSHOP:



EMBELLISHING QUILTS

Bring a favorite quilt that has been quilted, your favorite buttons, beads, rickrack, trim, flosses, and see what wonderful glorious things we can do to make a simple quilt a piece of art and excitement. Mary Lou's embellished quilts have won many awards. Once you start embellishing quilts, you won't be happy with keeping them plain. Come and learn the basics and some exciting new ideas that can make something that's ho hum into TERRIFIC art!



SATURDAY WORKSHOP EASY FUNKY PIECING (EASY PIECING THE FUN WAY)



Mary Lou has designed many "things" that are all pieced the "hoochy way" and they are fabulous and make terrific quilts with bright fabrics and a will to be creative and "out of the box." Let her teach you how while you make fish, flowers, faces, houses, toys, cats and loads of other fun things.

Website: www.marylouquilt designs.com/

Blog: marylouweidman.blogspot.com/



March 2013

Virginia Cruz Carlson



We are so fortunate to host IQJ's own Virginia Carlson. An award-winning art quilter, Virginia will provide us with a lecture and slide show entitled "How I Got to Creativity and Didn't Know It". She will show the progression of her work and will share the comments that she received during this process. Also to be discussed is how joining an art gallery sped up that progression.



FRIDAY WORKSHOP:


HOW TO START WITH AN ART QUILT

This class will take the fear out of starting an art quilt. Using your favorite fabrics, thread, beads, buttons and embellishments, (paintsticks and fabric markers are welcome too), you will go through some exercises that will develop confidence in your creativity. Some will be unusual, just to show you that creativity is truly a muscle that needs exercising.




SATURDAY WORKSHOP

SURFACE DESIGN FOR ART QUILTS



This class will explore the various types of surface design. In this workshop, we'll be bringing fabrics we love AND fabrics we're not so in love with. Traditional and nontraditional fabrics and photos on fabrics will be used to show how surface design can change the entire look of the fabric and create a unique look for your art quilt. We'll be working with decorative and metallic threads and layering sheer fabrics to change the look of the fabric and create shadow illusions.



April 2013

Ann Pigneri



Ann Pigneri is a quilt creator, designer and teacher living in Louisville, KY. She loves to design and create her own quilts and really enjoys color. She loves the interaction of color and design to create a visually stimulating and pleasing quilt. In April, she will present her lecture and trunk show, "How to Create Stunning Quilts", which is a fun and exciting lecture to aid you in creating stunning quilts! Why make a ho hum quilt when it takes just as much time to make an awww...how did you do that quilt? Learn some easy to understand and simple principals to aid you in future color selection to make your quilts have pizzazz. Even traditional quilts can be enhanced with fantastic color selection!

FRIDAY WORKSHOP:

McTAVISHING & BEYOND



Ann is certified to teach the McTavishing method of quilt fill created by long arm quilter Karen McTavish. You will learn the basic McTavishing method, mini-McTavishing and Cyclone McTavishing on a home sewing machine, plus flames, paisleys and curls and swirls with a McTavishing twist. Enhance your quilts with these wonderful machine quilting techniques! If you stitch on a midarm or long arm machine the techniques are the same, and your class knowledge will easily transfer to your machine. You will make the circle and a sampler in the class!



SATURDAY WORKSHOP

QUILT AS DESIRED???

WHAT ON EARTH DOES THAT MEAN???



Curves, straight lines, feather designs, cables, stencils, mark or no mark??? We will discuss in depth several drawing methods and thought processes to determine what would best enhance rather than hinder your beautiful quilt tops. This class will include an extensive trunk show, highlighting what to quilt in different situations. This class will apply any type of machine- home sewing or long arm. We will also have a demo and cover how to machine quilt a perfectly straight line with a home sewing machine without marking on your gorgeous quilt top. Please bring quilt tops if you are unsure what on earth to quilt on these. We will also discuss marking and the use of registration lines rather than marking the entire top, an in depth discussion of threads, and thread weights and how this affects the quilt appearance as well as thread tension as it relates to different thread weights.

Website: <http://www.annpigneri.com/>

IQI Workshop Registration Form for 2012/2013

Name: _____

Phone: _____ E-mail address: _____

Non-members only:

Address	City	St.	Zip
---------	------	-----	-----

For each workshop, please circle the Member or Non-Member Price. Total amount remitted with each form should be the total of all circled amounts.

Date	Workshop Title	Member	Non-Member
1/4/13	APPRAISALS-SEPARATE SIGN UP LIST		
01/04/13	Wool Applique-Fruitopia MORNING ONLY PLUS \$40 kit fee (very comprehensive!)	\$25.00	\$30.00
01/05/13	Quilts with Great Edges PLUS \$45 kit fee (very comprehensive!)	\$45.00	\$55.00
02/08/13	Embellishing Quilts Kit fee (if any) TBA	\$45.00	\$55.00
02/09/13	Easy Funky Piecing Kit fee (if any) TBA	\$45.00	\$55.00
03/08/13	How to Start with an Art Quilt	\$45.00	\$55.00
03/09/13	Surface Design for Art Quilts	\$45.00	\$55.00
4/5/13	McTavishing	\$45.00	\$55.00
4/6/13	Quilt as Desired	\$45.00	\$55.00
5/3/13	UFO Session 1 Friday 9-5	\$20.00	\$25.00
5/3/13	UFO Session 2 Friday 6-10	\$10.00	\$15.00
5/4/13	UFO Session 3 Saturday 9:30-5:30	\$20.00	\$25.00
5/3-5/4	UFO All 3 Sessions (\$5 Discount)	\$45.00	\$60.00
	TOTAL AMOUNT DUE:		

Supply lists available on the IQI website: www.illinoisquiltersinc.org

Bring a completed form with check or cash to a monthly meeting or send completed form with a check payable to IOI to:

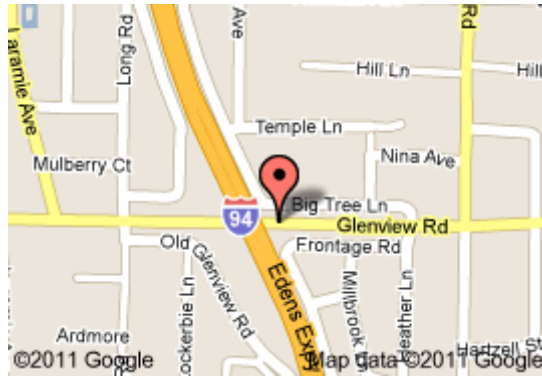
Georgia Cibul
11 Winfield Drive
Northfield, IL 60093
847-441-5678

Refunds are available up to 30 days in advance minus a \$5 per-workshop-day handling fee. Requests for refunds must be in writing and sent to workshop registration coordinator.

All general Thursday night meetings (with the exception of December & June Potlucks) will be held at our Beth Hillel in Wilmette - doors open at 6:45. Meetings start at 7:30.

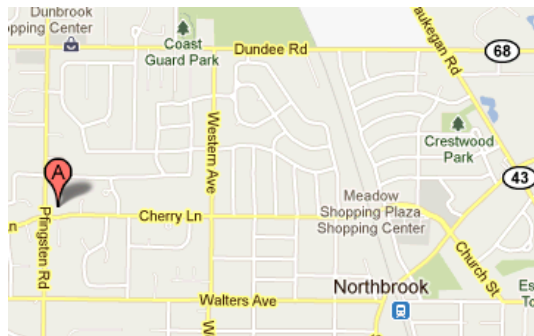
Please do **not** arrive before 6:30PM.

Beth Hillel Congregation Bnai Emunah
3220 Big Tree Lane
Wilmette, Illinois 60091



All regularly scheduled workshops, service days, and December & June Potlucks will be held at:


Gloria Dei Lutheran Church
1133 Pfingsten Road
Northbrook, IL 60062



Membership in IQI


What are the benefits of membership?

- admittance to guild meetings (back at Beth Hillel!) to hear professional fiber artists
- reduced fees and first access to workshops
- use of the guild library
- fellowship and opportunities to share your skills and accomplishments with other quilters (bring & brag) - also with the greater community - Fine Art of Fiber
- charitable service projects sewn on your own or with others
- a reduced fee and first chance to reserve for the annual Quilt-In weekend retreat in January and, last but not least
- a vote in matters set before the guild



Membership dues are \$50/year

Membership Application can be found at: www.illinoisquilters.com



2012-2013



Board and Committee Contacts

You can **send mail** to our post office box at:

Illinois Quilters Inc. , PO Box 39, Wilmette, IL 60091

President	Esther Behnke	president@illinoisquilters.com
VP Programs	Roberta Levin	
VP Contracts	Angel Sidor	
Treasurer	Randy Menakes	
Secretary	Donna Derstadt	
Membership	Katie Ordoover Patti Carrington	membership@illinoisquilters.com
Oak Leaf Editor	Ellen Pomes	info@illinoisquilters.com
Fine Art of Fiber	Tina Smith Judy Curtis Ardis Mistak	
Workshop hosts	Diana Burrows	
Workshop registration	Georgia Cibul	workshops@illinoisquilters.com
Member at Large	Jennie Gordon	
Committee Chairs		
Library	Barbara Feinberg, Linda Feinberg Judith Maffris	library@illinoisquilters.com
Service/ Friendship	Lynn Bradburn Diana Burrows	
Quilt-In	Chris Deering Cynthia Churchwell	
2013 Raffle Quilt	Donna Derstadt Sue DeVarco Linda Yatzor	
2014 Raffle Quilt	Position Open	
Publicity	Mary Meyers	
Website	Ellen Pomes	info@illinoisquilters.com
Challenge Quilt	Linda Howard Anne Hart Diane Capitani (assistant)	